



## Smarter Living On Another Level

Welcome to your new iApartments smart home system. This intelligent platform is a new standard feature of your community and brings all the latest smart home technology to your residence.

The system includes a smart front door lock, smart thermostat, and water leak sensors. And our easy-to-use iApartments app puts the control right at your fingertips.



# Getting Started

## STEP 1: Check your inbox for an email from iApartments

Follow the instructions to create your account via the iApartments app.

## STEP 2: Download the App



Point your phone's camera at the QR Code on left. Choose "Download the iApartments App" from the Apple App Store or from Google Play.



## STEP 3: Create a code for your front door

After creating your account and logging in to the app, you'll be guided through a simple process for creating an access code to your front door's Smart Lock.

## STEP 4: Connect iApartments Smart Home System to WiFi

Finally, the app will guide you through connecting your smart home system to your home's WiFi network.

# Introducing Your iApartments Features



## Smart Thermostat

Easily control your home's climate right from your smart phone. Save money on your electric bill by setting a schedule and always have your home set to the perfect temperature.



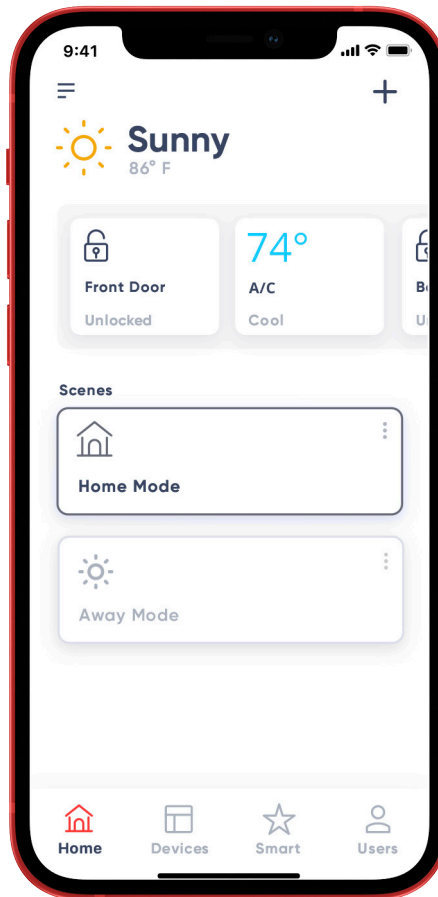
## Smart Lock

Lock or unlock your front using the keypad or with the iApartments app from anywhere.



## Leak Sensors

Leak Sensors have been placed throughout your apartment where the most common leaks occur – sending out alerts through the iApartments app if any liquid is detected.

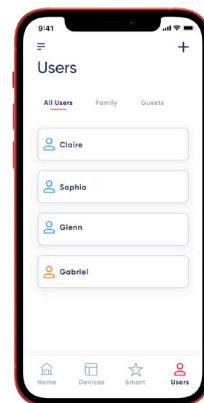


## Users & Guest Codes

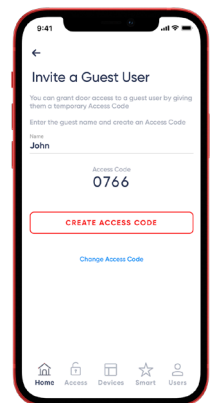
**Users:** Create and change your lock codes and assign new users.

**Guest Codes:** Provide front door access to family, friends or maybe a dog walker, by sending guest codes.

### Users Dashboard



### Invite Guest User



## Questions and support

visit [iaps.com/support](https://iaps.com/support) or call 1.833.464.2787

